

AN INQUIRY INTO THE AGRICULTURAL INFRASTRUCTURE DISPARITY IN UTTAR PRADESH: LIVELIHOOD IMPACTS AND SOCIOECONOMIC RELEVANCE IN CONTEMPORARY CONTEXTS

Sandeep Yadav¹ & Prabhakar Yadav²

¹*Research Scholar, M A Economics Student, DDU Gorakhpur University, Uttar Pradesh, India*

²*Research Scholar, M Sc Agriculture Student DDU Gorakhpur University, Uttar Pradesh, India*

ABSTRACT

The review article explores the complex terrain of agricultural infrastructure discrepancies in Uttar Pradesh (UP), India, revealing its significant consequences for livelihoods and socioeconomic dynamics. Uttar Pradesh, a significant agricultural state, has noticeable disparities in agricultural infrastructure throughout its regions, resulting in unequal availability of vital resources such as irrigation, storage, and transportation. These inequalities not only impede the efficiency of farming and the quality of crops, but also worsen the economic vulnerabilities of farmers, resulting in cycles of debt and uncertainties in their livelihoods. The paper provides a thorough analysis of historical circumstances, emphasising the impact of colonialism and previous policies on the present infrastructural framework. By conducting thorough case studies and research, this study clarifies the many consequences of these gaps on food security, rural development, and migratory trends. Furthermore, it highlights the urgent requirement for comprehensive and enduring solutions, with a focus on legislative reforms, technical advancements, and community involvement. The essay provides practical insights and recommendations for addressing the infrastructural gap, promoting resilient agricultural systems, and promoting fair development in Uttar Pradesh, based on a synthesis of empirical facts and worldwide trends.

KEYWORDS: *3D Printing Technology, Gear Elements, Printing Layer Thickness, Postprinting Methods, Mechanical Properties Optimization.*

Article History

Received: 20 May 2023 | Revised: 28 May 2023 | Accepted: 31 May 2023

INTRODUCTION

Uttar Pradesh (UP), nestled in the heart of India, stands as one of the nation's most significant states, both in terms of geography and demographics. Spanning the fertile plains of the Ganges and endowed with diverse landscapes, UP boasts a rich tapestry of cultures, traditions, and histories. With a burgeoning population that exceeds 200 million, it holds the distinction of being the most populous state in India, further accentuating its centrality in the country's socioeconomic fabric.

Agriculture, deeply rooted in UP's ethos, has been the backbone of its economy for centuries. The state's vast agricultural expanse contributes substantially to India's agrarian output, making UP a linchpin in the nation's food security paradigm. From cultivating staple crops like rice, wheat, and sugarcane to fostering a myriad of agro-based industries, agriculture serves as a pivotal livelihood source for a majority of UP's populace. Its significance transcends mere economic metrics, intertwining with cultural, social, and environmental dimensions, shaping the state's identity and resilience.

However, beneath this agrarian tapestry lies a complex narrative of infrastructural disparities that have profound implications for UP's agricultural trajectory. The glaring contrasts in agricultural infrastructure, marked by uneven access to essential amenities like irrigation, storage, and transportation, have emerged as critical determinants influencing productivity, livelihoods, and socioeconomic disparities. Recognizing the intricate interplay between infrastructure deficits and agricultural outcomes, this study embarks on an inquiry into the agricultural infrastructure disparity in Uttar Pradesh. By unraveling this multifaceted issue, the study aspires to illuminate pathways for fostering inclusive development, resilience, and sustainability in UP's agricultural landscape.

HISTORICAL CONTEXT

Evolution of Agricultural Practices in Uttar Pradesh

The agrarian tapestry of Uttar Pradesh (UP) is intricately woven with a rich history of agricultural practices that have evolved over millennia. From ancient times, the fertile plains of UP have been a cradle for pioneering agricultural techniques, fostering a diverse range of crops and cultivation methods. Traditional farming systems, deeply rooted in local knowledge and indigenous wisdom, laid the foundation for sustainable agriculture, harmoniously adapting to the region's climatic and ecological nuances. Over the centuries, the advent of irrigation systems, improved crop varieties, and mechanized farming techniques has ushered in transformative shifts in UP's agricultural landscape, facilitating increased yields and enhanced productivity.

Past Policies and Their Impact on Agricultural Infrastructure

The trajectory of agricultural development in UP has been significantly influenced by a myriad of policies and interventions, both at the state and national levels. Historically, policy frameworks have oscillated between periods of agrarian reform and stagnation, shaping the contours of agricultural infrastructure in profound ways. While some policies have catalyzed infrastructural advancements, promoting investment in irrigation networks, storage facilities, and market linkages, others have inadvertently perpetuated disparities, neglecting marginalized farming communities and regions. The cumulative impact of these policy legacies has sculpted the current landscape of agricultural infrastructure in UP, reflecting a mosaic of progress, challenges, and inequalities.

Role of Colonial Legacy in Shaping Agricultural Infrastructure

The colonial era stands as a seminal epoch in the annals of UP's agricultural history, exerting a lasting imprint on its infrastructure and practices. British colonial policies, driven by mercantilist objectives, fundamentally reconfigured the agrarian landscape, introducing cash crops like indigo and opium while marginalizing traditional food crops. The establishment of canal systems, though transformative in enhancing irrigation capabilities, was often skewed towards serving colonial interests, perpetuating inequalities in water access. Furthermore, the colonial legacy fostered a dualistic agricultural structure, dividing UP's agrarian sector into privileged estates and marginalized peasant communities, thereby engendering disparities that continue to resonate in contemporary agricultural infrastructure dynamics. Thus, understanding the historical nuances of colonial influence is imperative for contextualizing the current agricultural infrastructure disparities in UP and charting pathways for equitable and sustainable development.

AGRICULTURAL INFRASTRUCTURE: DEFINITIONS AND COMPONENTS

Agricultural Infrastructure

Agricultural infrastructure serves as the backbone of farming operations, encompassing a diverse array of physical and organizational structures that facilitate agricultural production, processing, and distribution. It constitutes the foundational framework that underpins the agricultural value chain, encompassing everything from pre-production inputs to post-harvest handling and market access. Agricultural infrastructure transcends mere physical assets, embodying a complex ecosystem of institutions, policies, and practices that collectively support and sustain agricultural activities. It encompasses a spectrum of elements, each playing a pivotal role in shaping the dynamics of agricultural productivity, resilience, and sustainability.

The multifaceted realm of agricultural infrastructure comprises several key components, each serving unique yet interconnected functions:

- **Irrigation Systems:** Vital for enhancing water availability and ensuring consistent crop yields, irrigation systems encompass a range of technologies, from traditional methods like wells and canals to modern techniques such as drip and sprinkler irrigation. In regions like Uttar Pradesh, where monsoonal variability poses challenges to rain-fed agriculture, robust irrigation infrastructure assumes paramount importance in bolstering agricultural resilience and productivity.
- **Storage Facilities:** Adequate storage infrastructure is essential for preserving the quality and value of agricultural produce, mitigating post-harvest losses, and facilitating market access. Silos, warehouses, and cold storage facilities play a critical role in maintaining food security, stabilizing prices, and enabling farmers to leverage market opportunities effectively.
- **Transportation Networks:** Efficient transportation infrastructure is a linchpin in connecting agricultural hinterlands with markets, processing units, and distribution channels. Well-maintained roads, railways, and logistical networks facilitate timely and cost-effective movement of agricultural produce, reducing wastage, and enhancing market responsiveness.

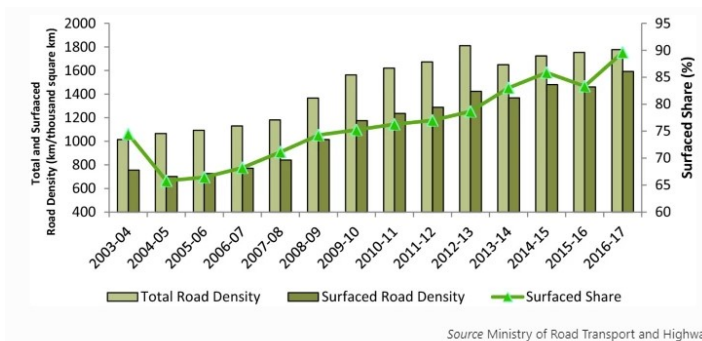


Figure 1: Road in Uttar Pradesh.

- **Market Linkages and Value Chains:** Agricultural infrastructure also encompasses institutional mechanisms and value chain linkages that connect farmers with consumers, processors, and traders. Efficient market infrastructures, including agricultural markets (mandis), electronic platforms, and agri-business networks, are pivotal in ensuring equitable market access, fair pricing, and value addition across the agricultural value chain.

Importance of Infrastructure in Enhancing Agricultural Productivity

The significance of robust agricultural infrastructure in augmenting productivity and sustainability cannot be overstated. Infrastructure investments catalyze technological adoption, foster innovation, and enable farmers to overcome production constraints, thereby unlocking latent agricultural potential. By enhancing access to essential resources like water, storage, and markets, infrastructure investments empower farmers to make informed decisions, optimize resource utilization, and mitigate production risks. Moreover, by bridging infrastructural gaps and fostering integrated value chains, agricultural infrastructure plays a pivotal role in enhancing market competitiveness, promoting inclusive growth, and forging resilient agricultural systems capable of navigating the complexities of contemporary agrarian challenges. Thus, a comprehensive understanding of agricultural infrastructure is indispensable for crafting informed policies, fostering sustainable development, and advancing the agrarian transformation agenda in regions like Uttar Pradesh.

DISPARITIES IN AGRICULTURAL INFRASTRUCTURE

Regional Disparities: Variations Across Districts and Zones

The agricultural landscape of Uttar Pradesh (UP) is marked by pronounced regional disparities in infrastructure development, reflecting the intricate interplay of geographical, historical, and socio-economic factors. Variations in topography, soil fertility, and water availability have engendered divergent patterns of infrastructural investment and development across districts and agro-ecological zones. While prosperous regions endowed with favorable natural resources have witnessed the proliferation of advanced irrigation systems, state-of-the-art storage facilities, and robust market linkages, marginalized districts often grapple with inadequate infrastructure, perpetuating cycles of agrarian distress and stagnation. Such regional disparities not only exacerbate inequalities in agricultural productivity and income but also engender systemic imbalances, constraining the broader socio-economic development potential of UP's agrarian economy.

Rural-Urban Divide in Infrastructure Development

The dichotomy between rural and urban areas in infrastructure development constitutes another salient dimension of agricultural disparities in UP. Urban-centric policies and infrastructural investments often overshadow rural agricultural priorities, leading to a neglect of critical infrastructural elements like rural roads, market yards, and agri-input supply chains. The urban-rural divide further manifests in disparities in access to financial services, technological innovations, and institutional support, constraining rural farmers' ability to harness agrarian opportunities and navigate market complexities effectively. Addressing this rural-urban infrastructural divide is imperative for fostering inclusive development, bridging spatial disparities, and catalyzing the holistic transformation of UP's agrarian landscape.

Gender and Social Disparities: Impacts on Vulnerable Groups

Gender and social disparities represent another critical dimension of agricultural infrastructure disparities, exerting differential impacts on vulnerable and marginalized groups within UP's agrarian society. Women farmers, who constitute a significant proportion of the agricultural workforce, often confront systemic barriers in accessing essential agricultural resources, including land, credit, and extension services. The absence of gender-responsive agricultural infrastructure further exacerbates women's vulnerabilities, perpetuating cycles of gender inequality, poverty, and food insecurity.

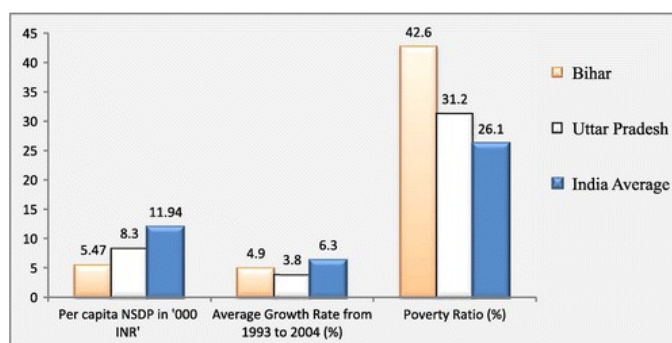


Figure 2: Socio-Economic Status of UP with Respect to the Entire Nation.

Similarly, marginalized social groups, including Scheduled Castes (SCs), Scheduled Tribes (STs), and other backward communities, frequently encounter barriers in accessing quality infrastructure, limiting their capacity to engage in profitable and sustainable agricultural activities. Addressing gender and social disparities in agricultural infrastructure necessitates a nuanced understanding of the intersecting dimensions of identity, power, and exclusion, and entails fostering inclusive and equitable infrastructural development strategies that prioritize the needs and aspirations of marginalized communities and vulnerable groups.

LIVELIHOOD IMPACTS

Effects on Crop Yield and Quality

The disparities in agricultural infrastructure in Uttar Pradesh (UP) exert profound implications on crop yield and quality, influencing the overall livelihood prospects of farmers and agricultural stakeholders. In regions with inadequate irrigation infrastructure, farmers grapple with erratic water supply, adversely affecting crop growth cycles, yield potential, and overall productivity. Furthermore, deficiencies in storage and transportation infrastructure contribute to post-harvest losses, compromising crop quality and market value. The absence of quality control mechanisms and value addition facilities further impedes farmers' capacity to capitalize on premium markets, limiting their income potential and exacerbating vulnerabilities in the face of market volatility and price fluctuations.

Economic Implications for Farmers: Income, Debt, and Livelihood Security

The economic ramifications of infrastructural disparities reverberate across the agrarian economy, profoundly impacting farmers' income levels, indebtedness, and livelihood security. Inadequate access to essential infrastructure often translates into reduced marketable surplus, constraining farmers' earning capacities and perpetuating cycles of poverty and indebtedness. The absence of efficient storage and market linkages further exposes farmers to exploitative practices, price depressions, and income uncertainties, undermining their economic resilience and livelihood security. Moreover, infrastructural deficits constrain farmers' adaptive capacities, limiting their ability to respond to evolving agrarian challenges, climate variability, and market dynamics, thereby exacerbating vulnerabilities and perpetuating agrarian distress.

Impact on Agricultural Laborers and Other Stakeholders

The ripple effects of infrastructural disparities extend beyond farmers, exerting wide-ranging impacts on agricultural laborers, agri-businesses, and other stakeholders dependent on the agrarian economy. Inadequate infrastructure impedes

labor mobility, limits employment opportunities, and constrains wage growth, perpetuating cycles of poverty and labor exploitation. Furthermore, infrastructural deficits hinder the growth of agri-businesses, processing industries, and value chain actors, limiting value addition, market diversification, and income generation opportunities across the agricultural value chain. The interlinked nature of the agrarian economy implies that infrastructural deficiencies amplify systemic vulnerabilities, undermine inclusive growth, and constrain the broader socio-economic development potential of Uttar Pradesh's agricultural sector. Addressing the livelihood impacts of infrastructural disparities necessitates holistic strategies that prioritize inclusive development, equity, and resilience-building across the agrarian landscape.

SOCIOECONOMIC RELEVANCE

Influence on Food Security and Price Stability

The socioeconomic relevance of agricultural infrastructure disparities in Uttar Pradesh (UP) extends to critical domains such as food security and price stability, shaping the resilience and inclusivity of the agrarian economy. Adequate agricultural infrastructure, encompassing robust storage, transportation, and market linkages, plays a pivotal role in ensuring timely and efficient distribution of food produce, bolstering food availability, accessibility, and utilization across diverse population segments. Conversely, infrastructural deficits exacerbate supply chain inefficiencies, contributing to food wastage, market distortions, and price volatility. Such fluctuations disproportionately impact vulnerable communities, constraining their access to nutritious food, and perpetuating cycles of food insecurity and malnutrition. Addressing infrastructural disparities is thus imperative for fortifying food security frameworks, enhancing price stability, and fostering equitable access to essential food commodities within Uttar Pradesh.

Role in Sustainable Development Goals (SDGs)

The alignment of agricultural infrastructure development with the Sustainable Development Goals (SDGs) underscores its pivotal role in advancing broader sustainability agendas, fostering inclusive growth, and catalyzing transformative change within Uttar Pradesh's agrarian landscape. Infrastructure investments that prioritize sustainability, resilience, and inclusivity can significantly contribute to achieving multiple SDGs, including but not limited to, zero hunger, gender equality, decent work and economic growth, and sustainable cities and communities. By fostering integrated and inclusive infrastructural development, Uttar Pradesh can leverage its agrarian potential to drive progress towards the SDGs, fostering synergies between economic development, environmental stewardship, and social inclusivity.

Implications for Rural Development and Migration Patterns

The socioeconomic implications of agricultural infrastructure disparities resonate deeply with rural development trajectories and migration dynamics, shaping the spatial distribution of opportunities, resources, and livelihood pathways within Uttar Pradesh. Inadequate infrastructure constrains rural development initiatives, limiting the growth potential of agrarian economies, and perpetuating rural-urban disparities. Such constraints often compel rural populations, particularly marginalized communities and vulnerable groups, to seek alternative livelihood opportunities, contributing to internal migration patterns, urbanization pressures, and socio-economic imbalances. Addressing infrastructural deficits is thus pivotal for fostering balanced and inclusive rural development, enhancing livelihood opportunities, and mitigating migration-driven vulnerabilities, thereby fostering resilient, equitable, and sustainable development pathways within Uttar Pradesh's agrarian heartland.

CASE STUDIES

Selected Case Studies Highlighting Infrastructure Disparities

In the post-independence era, Uttar Pradesh (UP) has undoubtedly witnessed notable strides in its agricultural sector. Yet, the state remains ensnared in intricate regional disparities in both production and productivity. UP's agricultural output, though substantial, lags behind several developed states in India, underscoring the untapped potential awaiting realization.

Table 1: Administrative Region wise Ranking in UP

Administrative Region-wise Ranking based on Agriculture Infrastructure Index									
Regions	AII Values		AII Rank		Regions	AII Values		AII Rank	
	2004-05	2015-16	2004-05	2015-16		2004-05	2015-16	2004-05	2015-16
Bundelkhand	0.22	0.35	4	3	Eastern UP	0.25	0.34	3	4
Central UP	0.29	0.39	2	2	Western UP	0.33	0.41	1	1

A deep dive into district-level data unveils stark contrasts; while districts like Ghaziabad, Lucknow, and Meerut exhibit commendable progress in the Agriculture Infrastructure Index (AII), others like Hamirpur, Bahraich, and Mahoba grapple with infrastructural inadequacies, placing them at the lower echelons of the AII ranking.

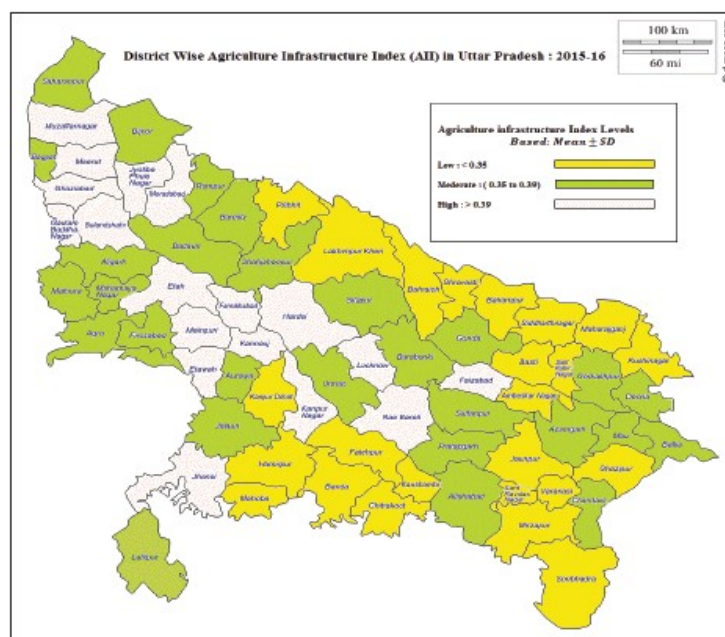


Figure 3: Agriculture Infrastructure Index (AII) in 2016.

Such disparities illuminate the multifaceted challenges and opportunities that characterize UP's agrarian landscape, demanding targeted interventions and nuanced policy frameworks.

Analysis of Successful Interventions and Best Practices

Amidst the prevailing disparities, pockets of excellence and innovation offer invaluable insights into transformative interventions and best practices. Districts that have ascended the AII rankings exemplify the confluence of visionary leadership, community engagement, and strategic investments in agricultural infrastructure. Initiatives encompassing sustainable water management, technology adoption, and market integration have catalyzed agricultural growth, enhanced

productivity, and fostered resilience against climatic adversities. These success stories underscore the transformative potential of synergistic interventions that prioritize inclusivity, sustainability, and innovation, offering replicable models for scaling agricultural excellence across Uttar Pradesh.

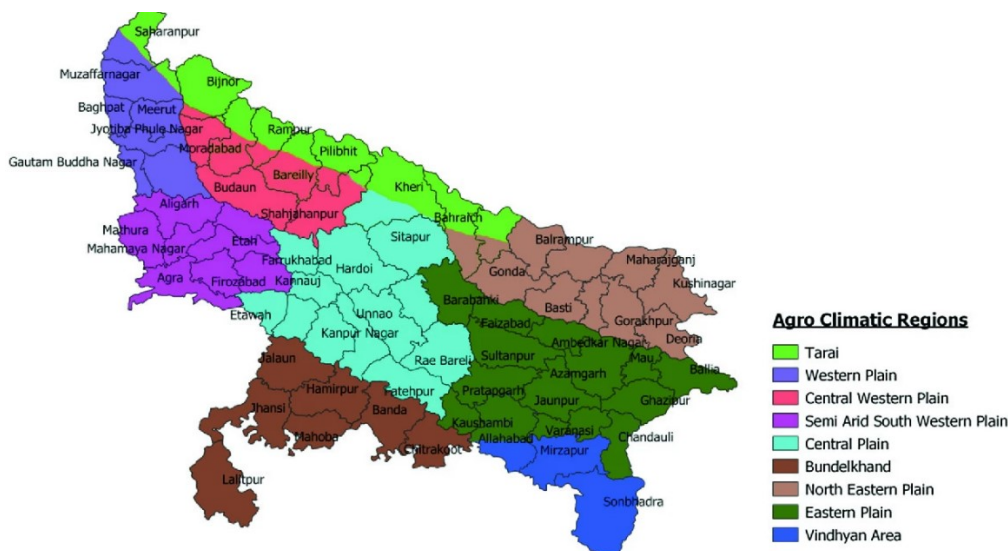


Figure 4: Agro-Climatic Regions in Uttar Pradesh.

Lessons Learned: Policy Recommendations and Interventions

The contrasting trajectories delineated by the AII rankings illuminate critical lessons and imperatives for recalibrating policy frameworks and orchestrating strategic interventions. Prioritizing equitable infrastructural development, enhancing access to quality inputs, and fostering technological innovation emerge as pivotal levers for augmenting agricultural efficiency and productivity. Furthermore, leveraging the synergies between economic, institutional, and social infrastructure can unlock latent agricultural potential, fostering inclusive growth, and catalyzing progress towards sustainable development goals. Informed policy formulations, underpinned by empirical evidence, community engagement, and multi-stakeholder collaboration, are indispensable for orchestrating a cohesive and transformative agrarian renaissance that empowers farmers, revitalizes rural economies, and positions Uttar Pradesh at the vanguard of agricultural excellence and innovation.

CONTEMPORARY CONTEXTS

Current Policies and Initiatives Addressing Infrastructure Disparity

The contemporary agricultural landscape in Uttar Pradesh (UP) is marked by a series of transformative policies and initiatives aimed at addressing infrastructural disparities and fostering sustainable growth. Central to this paradigm shift is the Enhanced Agriculture Infrastructure Scheme (EAIS), a groundbreaking initiative designed to infuse medium to long-term financing avenues into critical agricultural projects, emphasizing post-harvest management and community farming assets. Concurrently, the Agricultural Marketing Infrastructure Enhancement (AMIE) scheme focuses on augmenting storage capacities in rural hinterlands, while the National Agricultural Marketplace (NAMP) harnesses digital innovation to integrate disparate agricultural markets, empowering farmers with enhanced price discovery mechanisms and market transparency. Collectively, these initiatives underscore the government's commitment to fostering an inclusive, resilient, and technologically advanced agricultural ecosystem in Uttar Pradesh.

Technological Innovations and Their Role in Bridging the Gap

In the era of digital transformation, technological innovations are emerging as potent catalysts in bridging infrastructural gaps, enhancing agricultural productivity, and fostering market integration. Digital platforms, such as e-NAM, are revolutionizing agricultural trading landscapes, facilitating seamless transactions, and empowering farmers with real-time market insights and equitable access to market opportunities. Additionally, advancements in agri-tech solutions encompassing precision farming, IoT-enabled infrastructure, and AI-driven analytics are redefining agricultural practices, optimizing resource utilization, and fostering sustainable production systems. These technological innovations, complemented by robust digital infrastructure, hold the potential to transform Uttar Pradesh's agrarian landscape, unlocking unprecedented growth opportunities, enhancing resilience against climatic adversities, and fostering a vibrant, inclusive, and sustainable agricultural ecosystem.

Global Trends and Their Relevance to UP's Agricultural Infrastructure

The global agricultural landscape is witnessing a paradigm shift characterized by sustainability imperatives, digital transformation, and inclusive growth paradigms, offering invaluable insights and opportunities for Uttar Pradesh's agricultural infrastructure development. International best practices underscore the pivotal role of diversified agricultural value chains, robust post-harvest management systems, and resilient supply chain networks in fostering agricultural resilience, enhancing market access, and ensuring food security. Additionally, global trends accentuate the burgeoning role of public-private partnerships, multi-stakeholder collaboration, and innovation ecosystems in catalyzing agricultural transformation, fostering technology adoption, and nurturing entrepreneurial ecosystems. Drawing inspiration from global best practices, fostering international collaborations, and embracing cutting-edge innovations can position Uttar Pradesh at the vanguard of the global agrarian renaissance, fostering a culture of innovation, sustainability, and inclusive growth within the state's agricultural sector.

CHALLENGES AND OPPORTUNITIES

Barriers to Infrastructure Development: Financial, Technological, and Institutional

The journey towards robust agricultural infrastructure in Uttar Pradesh is punctuated with multifaceted challenges emanating from financial constraints, technological disparities, and institutional bottlenecks. Financial barriers, characterized by limited access to affordable credit, inadequate investment incentives, and fragmented funding mechanisms, impede the realization of ambitious infrastructural projects and innovative solutions. Concurrently, technological disparities underscore the urgent need for enhancing digital literacy, fostering technology adoption, and bridging the digital divide that hampers the integration of cutting-edge solutions and digital platforms into agricultural practices. Additionally, institutional bottlenecks, encompassing regulatory complexities, administrative inefficiencies, and fragmented governance frameworks, constrain the agility, responsiveness, and effectiveness of infrastructural development initiatives, necessitating systemic reforms, streamlined processes, and enhanced inter-agency collaboration to catalyze transformative change.

Opportunities for Public-Private Partnerships and Community Engagement

Amidst the prevailing challenges, a plethora of opportunities beckon through collaborative frameworks, public-private partnerships (PPPs), and community engagement models that harness collective expertise, resources, and synergies to accelerate infrastructural development. PPPs, characterized by shared risks, responsibilities, and rewards, offer a viable

pathway for mobilizing private sector investments, leveraging innovative solutions, and fostering collaborative governance mechanisms that align diverse stakeholders towards common development objectives. Concurrently, community engagement models, emphasizing participatory decision-making, local empowerment, and grassroots innovation, unlock the latent potential of community-driven initiatives, indigenous knowledge systems, and localized solutions, fostering inclusivity, sustainability, and resilience within the agrarian ecosystem. By forging strategic alliances, nurturing collaborative ecosystems, and harnessing the collective ingenuity of diverse stakeholders, Uttar Pradesh can navigate the complexities of infrastructural development, catalyzing holistic, equitable, and sustainable growth across its agricultural landscape.

Role of Education and Capacity Building in Infrastructure Development

Education and capacity building emerge as linchpins in nurturing a skilled, empowered, and innovative workforce capable of steering Uttar Pradesh towards agrarian excellence and infrastructural resilience. Investing in comprehensive education and training programs, tailored to the diverse needs and aspirations of agricultural stakeholders, fosters a culture of continuous learning, innovation, and adaptability, equipping individuals with the requisite skills, knowledge, and competencies to leverage technological advancements, navigate market complexities, and drive sustainable agricultural practices. Additionally, capacity-building initiatives, encompassing skill development, technical training, and knowledge dissemination, facilitate the integration of best practices, foster collaborative networks, and nurture entrepreneurial ecosystems that catalyze infrastructural development, innovation diffusion, and inclusive growth within the agricultural sector. By prioritizing education, nurturing human capital, and fostering a culture of lifelong learning and innovation, Uttar Pradesh can unlock unprecedented opportunities, surmount formidable challenges, and realize its vision of a vibrant, resilient, and prosperous agrarian future.

FUTURE DIRECTIONS AND RECOMMENDATIONS

Policy Recommendations for Enhancing Agricultural Infrastructure

As Uttar Pradesh embarks on a transformative journey towards agricultural excellence, a cohesive and forward-looking policy framework is imperative to harness the full potential of the agrarian sector. Key policy imperatives include:

- **Strategic Investment Allocation:** Prioritize targeted investments in critical infrastructure, including post-harvest management facilities, storage solutions, and market linkages, ensuring equitable distribution across regions and agricultural sub-sectors. The table below represents the agricultural land distribution in UP.

Table 2: Agriculture Land Distribution In UP

	Area (%)	2010-11		Area (%)	2015-16	
		Number (%)	Size of holding (ha)		Number (%)	Size of holding (ha)
Marginal	40.69	79.45	0.39	41.82	80.18	0.38
Small	24.08	13.01	1.40	23.92	12.63	1.39
Semi-medium	20.59	5.72	2.72	20.40	5.51	2.71
Medium	12.48	1.71	5.52	11.89	1.58	5.51
Large	2.16	0.11	15.01	1.97	0.10	14.98
All	100.0	100.0	0.76	100.0	100.0	0.73

Source Agricultural census

- **Regulatory Reforms:** Streamline regulatory frameworks, foster an enabling business environment, and incentivize private sector participation through tax breaks, subsidies, and performance-based incentives to stimulate infrastructural development and innovation.

- **Digital Integration:** Accelerate digital integration across the agricultural value chain, fostering the adoption of agri-tech solutions, e-commerce platforms, and data-driven decision-making tools that enhance efficiency, transparency, and market access for farmers.
- **Stakeholder Engagement:** Foster multi-stakeholder collaboration, leveraging the collective expertise, resources, and networks of diverse stakeholders, including government agencies, private sector entities, research institutions, and community organizations, to co-create sustainable, inclusive, and scalable infrastructural solutions.

Strategies for Promoting Inclusive and Sustainable Development

Inclusive and sustainable development stands as a cornerstone of Uttar Pradesh's agricultural transformation agenda, necessitating the adoption of holistic strategies that prioritize social equity, environmental stewardship, and economic resilience. Key strategies encompass:

- **Community-Centric Development:** Empower local communities through participatory decision-making processes, fostering ownership, and accountability in infrastructural development initiatives that cater to the unique needs, aspirations, and cultural nuances of diverse agrarian communities.
- **Environmental Sustainability:** Prioritize eco-friendly infrastructural solutions, sustainable agricultural practices, and climate-resilient technologies that mitigate environmental degradation, conserve natural resources, and foster ecological balance within the agrarian landscape.
- **Inclusive Growth:** Foster equitable access to resources, opportunities, and markets for marginalized and vulnerable groups, including smallholder farmers, women, and youth, through targeted capacity-building initiatives, financial inclusion strategies, and inclusive value chain development programs.
- **Resilience Building:** Strengthen the resilience of agricultural systems, infrastructures, and communities against emerging challenges, including climate change, market volatility, and socio-economic disruptions, through adaptive strategies, risk mitigation measures, and contingency planning frameworks.

Areas for Further Research and Collaboration

As Uttar Pradesh navigates the complexities and opportunities of agricultural infrastructure development, fostering a culture of research, innovation, and collaboration emerges as a critical imperative. Key areas for further research and collaboration include:

- **Technology Adoption and Impact Assessment:** Undertake rigorous empirical studies to assess the adoption, impact, and scalability of emerging technologies, digital solutions, and innovative practices in enhancing agricultural productivity, sustainability, and resilience.
- **Policy Analysis and Reform:** Conduct in-depth policy analysis, regulatory impact assessments, and stakeholder consultations to inform evidence-based policy formulations, foster regulatory coherence, and facilitate informed decision-making processes.
- **Market Dynamics and Value Chain Analysis:** Explore the intricacies of agricultural value chains, market dynamics, and supply chain resilience to identify opportunities for value addition, market diversification, and enhanced competitiveness within domestic and international markets.

- **Capacity Building and Knowledge Dissemination:** Invest in research, training, and knowledge dissemination initiatives that foster a culture of continuous learning, innovation, and collaboration among agricultural stakeholders, research institutions, and policy-makers, catalyzing the emergence of Uttar Pradesh as a global hub for agricultural excellence, innovation, and sustainable development.

CONCLUSION

Summary of Key Findings and Insights

The exploration into Uttar Pradesh's agricultural infrastructure landscape reveals a complex tapestry of challenges, opportunities, and transformative potential that encapsulates the broader dynamics of agrarian transformation in contemporary India. Key findings and insights emanating from this inquiry encompass:

- **Infrastructure Disparities:** The existence of pronounced regional, technological, and institutional disparities underscores the imperative for targeted interventions, equitable resource allocation, and inclusive development strategies to foster balanced, resilient, and sustainable agricultural growth across Uttar Pradesh.
- **Policy Implications:** The critical role of policy frameworks, regulatory reforms, and institutional mechanisms in catalyzing infrastructural development, fostering private sector engagement, and nurturing an enabling environment conducive to innovation, investment, and inclusive growth within the agrarian sector.
- **Technological Innovations:** The burgeoning potential of digital technologies, agri-tech solutions, and data-driven insights in enhancing agricultural productivity, market access, and resilience against emerging challenges, positioning technology adoption as a pivotal lever for transformative change within Uttar Pradesh's agricultural landscape.
- **Inclusive Development:** The intrinsic linkages between social equity, environmental sustainability, and economic resilience in shaping inclusive development trajectories that prioritize marginalized and vulnerable agrarian communities, foster community empowerment, and nurture resilient, equitable, and sustainable agricultural ecosystems.

Implications for Policymakers, Stakeholders, and Researchers

The insights garnered from this inquiry hold profound implications for a diverse array of stakeholders vested in Uttar Pradesh's agricultural transformation journey:

- **Policymakers:** Embrace evidence-based policy formulations, foster regulatory coherence, and prioritize investments in critical infrastructure, technology adoption, and capacity-building initiatives that align with the broader imperatives of inclusive, resilient, and sustainable agricultural development.
- **Stakeholders:** Engage in collaborative partnerships, leverage collective expertise and resources, and co-create innovative solutions that address the unique needs, challenges, and opportunities within Uttar Pradesh's agrarian landscape, fostering synergistic collaborations that catalyze holistic growth, innovation diffusion, and community empowerment.

- **Researchers:** Undertake rigorous, interdisciplinary research endeavors that elucidate the complex dynamics, interlinkages, and transformative potential within Uttar Pradesh's agricultural infrastructure ecosystem, fostering knowledge creation, capacity-building, and innovation diffusion that informs strategic decision-making, policy advocacy, and transformative change within the broader agricultural domain.

In conclusion, Uttar Pradesh stands at a pivotal juncture in its agrarian transformation journey, characterized by unprecedented challenges, transformative opportunities, and a burgeoning momentum towards sustainable, inclusive, and resilient agricultural development. Embracing a collaborative, evidence-based, and innovation-driven approach, Uttar Pradesh can harness its agrarian potential, foster equitable growth, and emerge as a beacon of agricultural excellence, sustainability, and innovation within the Indian subcontinent and beyond.

REFERENCES

1. Acemoglu, D., Johnson, S., & Robinson, J. (2001). *The colonial origins of comparative development: an empirical investigation*. *American Economic Review*, 91(5), 1369–1401.
2. Acemoglu, D., & Robinson, J. (2006). *Economic backwardness in political perspective*. *American Political Science Review*, 100(1), 115–132.
3. Adelman, I. (2001). *Fallacies in development theory and their implications for policy*. In G. M. Meier, & J. E. Stiglitz (Eds), *Frontiers of development Economics*(pp. 103–147). Washington, DC: World Bank.
4. Ahluwalia, M. (2000). *Economic performance of states in post-reforms period*. *Economic and Political Weekly*, 35(19), 1637–1648.
5. Ahluwalia, M. (2001). *State level performance under economic reforms in India* (Working Paper No. 96). Stanford, CA: Centre for Research on Economic Development and Policy Reform, Stanford University.
6. Auty, R. (2007). *Natural resources, capital accumulation and the resource curse*. *Ecological Economics*, 61, 627–634.
7. Bagchi, A. (1976). *De-industrialization in India in the nineteenth century: some theoretical implications*. *Journal of Development Studies*, 12(2), 135–164.
8. Bagchi, A., & Kurian, J. (2005). *Regional inequalities in India: pre- and post-reform trends and challenges for policy*. In J. Mooij (Ed.), *The politics of economic reforms in India*(pp. 323–350). New Delhi: Sage.
9. Banerjee, A., & Iyer, L. (2005). *History, institutions and economic performance: the legacy of colonial land tenure systems in India*. *American Economic Review*, 95(4), 1190–1213.
10. Beer, A., & Clower, T. (2014). *Mobilizing leadership in cities and regions*. *Regional Studies, Regional Science*, 1(1), 5–20.
11. Belotti, L. (2006). *Economic structure and economic development*. *American Journal of Economics and Sociology*, 20(1), 73–80.
12. Boserup, E. (1965). *The conditions of agricultural growth: The economics of agrarian change under population pressure*. London: George Allen & Unwin.

13. Brock, W. A., & Durlauf, S. N. (2001). *What have we learned from a decade of empirical research on growth? Growth empirics and reality. World Bank Economic Review, 15*(2), 229–272.
14. Brunnschweiler, C. (2008). *Cursing the blessings? Natural resource abundance, institutions, and economic growth. World Development, 36*(3), 399–419.
15. Bunce, M. (2004). *How does it work? The search for explanatory mechanisms. Philosophy of the Social Sciences, 34*(2), 182–210.
16. Cali, M., & Sen, K. (2011). *Do effective state–business relations matter for economic growth? Evidence from Indian states. World Development, 39*(9), 1542–1557.
17. Chang, H.-J. (2001). *Institutional development in developing countries in a historical perspective: Lessons from developed countries in earlier times. Cambridge: University of Cambridge.*
18. Chenery, H. (1979). *Structural change and development policy. New York, NY: Oxford University Press.*
19. Ding, N., & Field, B. C. (2005). *Natural resource abundance and economic growth. Land Economics, 81*(4), 496–502.
20. Dollar, D. (1992). *Outward orientated developing economics really do grow more rapidly: evidence from 95 LDCs, 1976–85. Economic Development and Cultural Change, 40*(3), 523–544.
21. Doppelhofer, G., Miller, R., & Sala-i-Martin, X. (2000). *Determinants of long-term growth: A Bayesian averaging of classical estimates (BACE) approach (Working Paper No. 7750). Cambridge, MA: National Bureau of Economic Research (NBER).*
22. Dreze, J., & Gazdar, H. (Eds.). (2006). *Uttar Pradesh: the burden of inertia. In Indian development: Selected regional perspectives (pp. 33–128). New Delhi: Oxford University Press.*
23. Fontaine, P. (1996). *Making use of the past: theorists and historians on the economics of altruism. European Journal of the History of Economic Thought, 7*(3), 407–422.
24. Gallup, J., Sachs, J., & Mellinger, A. (1999). *Geography and economic development. International Regional Science Review, 22*, 179–232.
25. Gereffi, G., & Fonda, S. (1992). *Regional paths of development. Annual Review of Sociology, 18*, 419–448.
26. Ghosh, M. (2008). *Economic reforms, growth and regional divergence in India. Margin: Journal of Applied Economic Research, 2*(3), 265–285.
27. *Government of India (2007). Uttar Pradesh development report. New Delhi: Government of India Planning Commission, Development Report Series, Academic Foundation.*
28. Gupta, C. (2010). *Unravelling Bihar's 'growth miracle'. Economic and Political Weekly, 45*(52), 50–62.
29. Guruswamy, M., & Kaul, A. (2003). *The economic strangulation of Bihar. New Delhi: Centre for Policy Alternatives. Retrieved from <http://cpasindia.org/reports/02-Economic-Strangulation-Bihar.pdf>*

30. Guruswamy, M., Sharma, K., & Prakash, M. (2006). *Economic growth and development in West Bengal: Reality versus perception*. New Delhi: Centre for Policy Alternatives. Retrieved from <http://cpasindia.org/reports/11-Economic-Growth-Development-West-Bengal.pdf>
31. Himanshu, K. (2007). Recent trends in poverty and inequality: some preliminary results. *Economic and Political Weekly*, 42(6), 497–508.
32. Hodler, R. (2006). The curse of natural resources in fractionalized countries. *European Economic Review*, 50, 1367–1386.
33. Jalan, J., & Ravallion, M. (2002). Geographic poverty traps? A micro model of consumption growth in rural China. *Journal of Applied Econometrics*, 17(4), 329–346.
34. Justman, M. (1991). A structural perspective on the role of technology in economic growth and development. *World Development*, 19(9), 1167–1183.
35. Kant, S. (1999). Spatial Implications on India's new economic policy. *Tijdschrift voor Economische en Sociale Geografie*, 90(1), 80–96.
36. Kenny, C., & Williams, D. (2001). What do we know about economic growth? Or, why don't we know very much? *World Development*, 29(1), 1–22.
37. Kishore, A. (2004). Understanding agrarian impasse in Bihar. *Economic and Political Weekly*, 39(1), 3484–3491.
38. Kurian, J. (2008). Equalising transfers through the Finance Commission. *Economic and Political Weekly*, 43(29), 37–43.
39. Marx, K. (1867). *Das kapital*, Vol. III, Ch. 48 [2]. Moscow: Progress.
40. Mayntz, R. (2004). Mechanisms in the analysis of social macro-phenomena. *Philosophy of the Social Sciences*, 34(2), 237–259.
41. Mirestean, A., & Tsangarides, C. (2009). *Growth determinants revisited (IMF Working Paper No. 09/268)*. Washington, DC: IMF.
42. Mishra, S. K. (2007). On Agrarian transition in West Bengal. *The Marxist*, 23(1), 1–22.
43. Mukherji, A., & Mukherji, A. (2012). Bihar: What went wrong? And what changed? (No. 12/107). New Delhi: National Institute of Public Finance and Policy.
44. Mundle, S. (2013). Rising and managing resources for a stronger Bihar. In N. K. Singh & N. Stern (Eds.), *The new Bihar* (pp. 119–142). New Delhi: HarperCollins.
45. Myrdal, G. (1957). *Economic theory and underdeveloped regions*. London: Gerald Duckworth.
46. Nayyar, D. (2008). Learning to unlearn development. *Oxford Development Studies*, 36(3), 259–280.
47. Nelson, R. (1956). A theory of low-level equilibrium trap in underdeveloped economies. *American Economic Review*, 45(5), 894–908.

48. North, D. C. (1990). *Institutions, institutional change and economic performance*. New York, NY: Cambridge University Press.
49. Nurkse, R. (1953). *Problems of capital formation in underdeveloped countries*. Oxford: Basil Blackwell.
50. O'Brien, D. P. (2004). *The classical economists revisited*. Princeton, NJ: Princeton University Press.
51. Pai, S. (2005). *Populism and economic reforms: the BJP experiment in Uttar Pradesh*. In J. Mooij (Ed.), *The politics of economic reforms in India*(pp. 98–129). New Delhi: Sage.
52. Parker, B., & Kozel, V. (2007). *Understanding poverty and vulnerability in India's Uttar Pradesh and Bihar: a Q-squared approach*. *World Development*, 35(2), 296–311.
53. Pierson, P. (2007). *The costs of marginalization: qualitative methods in the study of American politics*. *Comparative Political Studies*, 40(2), 145–169.
54. Planning Commission. (2008). *Eleventh Five-Year Plan, 2007–12. Inclusive Growth, (Vol. 1)*. New Delhi: Government of India.
55. Planning Commission. (2012). *Report of the working group on issues relating to Growth and Development at Sub-national Level For Twelfth Five-year Plan (2012–17)*. New Delhi: Government of India.
56. Ramagundam, R. (2009). *Complexities in natural resource management: irrigation infrastructure in Bihar*. *Development in Practice*, 19(1).
57. Rao, K. S. C., & Murthy, M. R. (2006). *Towards understanding the state-wise distribution of foreign direct investments in the post-liberalisation period (Institute for Studies in Industrial Development, Working Paper No: 2006/01)*. New Delhi.
58. Ravallion, M., & Chen, S. (2007). *China's (uneven) progress against poverty*. *Journal of Development Economics*, 82(1), 1–42.
59. Rodrik, D., Subramanian, A., & Trebbi, F. (2004). *Institutions rule: the primacy of institutions over geography and integration in economic development*. *Journal of Economic Growth*, 9, 131–165.
60. Romer, P. M. (1986). *Increasing returns and long-run growth*. *Journal of Political Economy*, 94(5), 1002–1037.
61. Rosenstein-Rodan, P. (1961). *Notes on the theory of the big push*. In H. Ellis & H. C. Wallich (Eds.), *Economic development for Latin America* (p. 57). New York, NY: St. Martin's.
62. Sachs, J., & Warner, A. (2001). *Natural resources and economic development: the curse of natural resources*. *European Economic Review*, 45, 827–838.
63. Saxena, N. C. (2007). *Rural poverty reduction through centrally sponsored schemes*. *Indian Journal of Medical Research*, 126(4), 381–389.
64. Saxena, N. C. (2011). *Challenges before a resurgent Bihar: livelihood options and development possibilities*. *Journal of Social and Economic Studies*, 21(2), 161–190.
65. Sen, A. (1999). *Development as freedom*. New York: Alfred A. Knopf.

66. Shand, R., & Bhide, S. (2000). Sources of economic growth—regional dimensions of reforms. *Economic and Political Weekly*, 42, 3747–3757.
67. Sharma, S. (1985). *Agrarian structure and social change: a case study of Bihar, India* (Master's thesis). Simon Fraser University.
68. Singh, N. K., & Stern, N. (Eds.) (2013). *The new Bihar*. New Delhi: HarperCollins.
69. Solow, R. (1956). A contribution to the theory of economic growth. *Quarterly Journal of Economics*, 70(1), 65–94.
70. Steiner, P. (2007). Physiocracy and French pre-classical political economy. In W. J. Samuels, J. E. Biddle, & J. B. Davis (Eds.), *A companion to the history of economic thought* (pp. 91–110). Malden, MA: Blackwell.
71. Fan, et al. (2007). *Investment, subsidies, and pro-poor growth in rural India*. Discussion Paper No. 00716. New Delhi: IFPRI.
72. Cervantes-Godoy, D., & Dewbre, J. (2010). *Economic importance of agriculture for poverty reduction*. OECD Food, Agriculture and Fisheries Working Paper No. 23. Paris: Organisation for Economic Co-operation and Development.
73. Headey, D. (2014). *An analysis of trends and determinants of child under nutrition in Ethiopia, 2000–2011*. Working Paper No-70. International Food Policy Research Institute (IFPRI).
74. Bhagowalia, P., Kadiyala, S., & Headey, D. (2012). *Agriculture, income and nutrition linkages in India: Insights from a nationally representative survey*. International Food Policy Research Institute.
75. Gulati, A., Kumar, A. G., Shreedhar, G., & Nandakumar, T. (2012). *Agriculture and malnutrition in India*. *Food and Nutrition Bulletin*, 33(1), 74–86.
76. Vepa, S. S., Umashankar, V., Bhavani, R. V., & Parasar, R. (2014). *Agriculture and child under-nutrition in India: A state-level analysis*. Working Paper 86/2014. Chennai: Madras School of Economics.
77. Jose, S., & Navaneetham, K. (2008). *A factsheet on women's malnutrition in India*. *Economic and Political Weekly*, 61–67.
78. Ramji, S. (2009). *Impact of infant & young child feeding & caring practices on nutritional status & health*. *Indian Journal of Medical Research*, 130(5), 624–626.
79. Radhakrishna, R., & Ravi, C. (2004). *Malnutrition in India: Trends and determinants*. *Economic and Political Weekly*, 671–676.
80. Borooah, V. K. (2002). *The role of maternal literacy in reducing the risk of child undernutrition in India*. University of Ulster and ICER.
81. Gillespie, S. and S. Kadiyala (2011). *Exploring the Agriculture-Nutrition Disconnect in India*. 2020 IFPRI Conference Brief 20: Leveraging Agriculture for Nutrition and Health.
82. MoSPI, (Various Issues). *Statewise estimates of Value of Output from Agriculture and Allied Activities*. New Delhi: Ministry of Statistics and Programme Implementation, Government of India.

83. *NFHS-4 (2005). National Family Health Survey 2005–06. International Institute for Population Sciences (IIPS).*
84. *NFHS-4 (2017). National Family Health Survey 2015–16. International Institute for Population Sciences (IIPS).*
85. *Planning Commission. (2014). Report of the expert group to review the methodology for measurement of poverty. Government of India, New Delhi.*
86. *UNICEF. (1990). Strategy for Improved Nutrition of Children and Women in Developing Countries. A UNICEF Policy Review. New York: UNICEF.*
87. *United Nations Children’s Fund. (2013). Improving child nutrition: The achievable imperative for global progress (pp.1–14). New York: UNICEF.*
88. *Directorate of Economics and Statistics (2015). Agricultural Statistics at a Glance. New Delhi: Ministry of Agriculture. Government of India.*
89. *CSO. (Various Issues). State-wise Gross Domestic Product. New Delhi: Ministry of Statistics & Programme Implementation, Government of India.*
90. *Commission, P. (2014). Report of the expert group to review the methodology for measurement of poverty. New Delhi: Government of India.*
91. *Economic Survey of Punjab (Various Issues). Economic Survey of Punjab. Office of Economic Advisor. Government of Punjab.*
92. *Government of India (2013-14). Crop Diversification Program in Haryana, Punjab & Western Uttar Pradesh. Sustainable Agriculture with Increased Productivity & Profitability. Department of Agriculture & Cooperation. Ministry of Agriculture. Government of India.*
93. *Government of Punjab (1970-71 to 2003-04). State Domestic Product of Punjab Back Series. Economic Advisor, Government of Punjab.*
94. *Ground Water Scenario in India: Central Ground Water Board. Ministry of Water Resources, Government of India (January 2016).*
95. *Gulati, A. and Banerjee, P. (2015). Rationalising Fertiliser Subsidy in India: Key Issues and Policy Options.*
96. *Gulati, A. and Terway, P. (Upcoming Paper). Investment and Subsidies and their Impact on Agricultural Growth and Poverty Reduction. ICRIER.*
97. *Gulati, A., Rajkhowa, P., & Sharma, P. (2017). Making Rapid Strides – Agriculture in Madhya Pradesh: Sources, Drivers, and Policy Lessons. ICRIER Working Paper No. 339. Indian Council for Research on International Economic Relations: New Delhi.*
98. *Hoda, A., Rajkhowa, P., & Gulati, A. (2017). Working Paper 336: Unleashing Bihar’s Agriculture Potential: Sources and Drivers of Agriculture Growth. New Delhi: Indian Council for Research on International Economic Relations.*

99. Hoda, A., Rajkhowa, P., & Gulati, A. (2017). *Working Paper 337: Transforming Agriculture in Odisha: Sources and Drivers of Agriculture Growth*. New Delhi: Indian Council for Research on International Economic Relations.
100. *Horticulture Statistics at a Glance (2015)*. *Horticulture Statistics at a Glance*. Horticulture Statistics Division, Department of Agriculture, Cooperation & Farmers Welfare, Ministry of Agriculture & Farmers Welfare, Government of India.
101. *Livestock Census. (2007)*. *16th Livestock Census-2007 All India Report*. New Delhi: Department of Animal Husbandry, Dairying and Fisheries, Ministry of Agriculture and Farmers Welfare, Government of India.
102. Randhawa, M. (1977). *Green Revolution in Punjab*. *Agricultural History*, 51(4), 656-661. Retrieved from <http://www.jstor.org/stable/3741754>
103. Sarkar, A., & Das, A. (2014). *Groundwater irrigation–electricity–crop diversification nexus in Punjab: trends, turning points and policy initiatives*. *Economic and Political Weekly*, 49(52), 64–73.

